

Quality health plans &
benefits
Healthier living
Financial well-being



Individual Medicare Producers Certification User Guide

Easy Steps To Get Certified



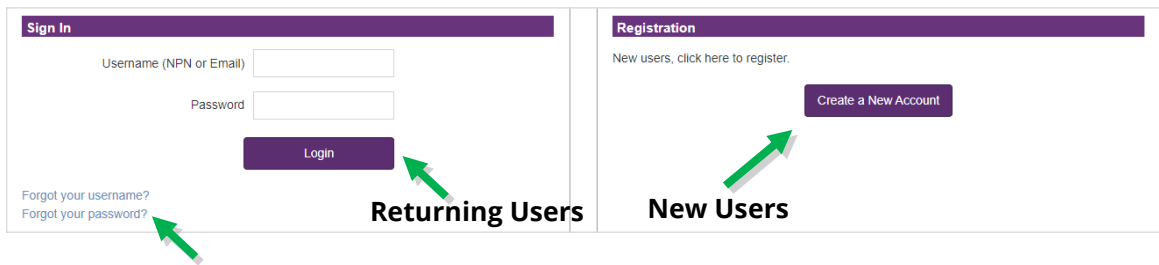
Table of contents

Registration	3
Start your certification	7
Course tips	9
Changing your language preference	11
Profile updates	12
Changing your password	13
Seeing what you've completed	14
Start your certification Aetna/SilverScript-only	16
Aetna/SilverScript-only Course tips	19

Registration

Your first step in becoming certified to sell Aetna's Medicare products is to **register** on the site. Just follow these few steps and you'll be ready to get started:

- 1) New Users, click **Create a New Account**. Returning users, enter your Username and Password and click **Login**.



Please note, all returning users will need to request a password reset upon first access to our training portal after 5/10/2021 due to updated password requirements. You can request this password reset using the **Forgot you password?** hyperlink, and then providing either your username (usually your NPN) or the email address that is on file within our certification portal.

Your details must first be found in the user database. Please enter your username (this is your NPN if you have one, or your email address if you don't have an NPN) or email address in your user profile in the appropriate section below. To ensure you receive emails from the site, please add aetna@cmpsystem.com to your contacts or email approved senders list.

Search by username
Username

Search by email address
Email address

The image shows a search form with two sections. The first section is titled "Search by username" and contains an input field labeled "Username" and a purple "Search" button. A green arrow points from the "Search" button to the right. The second section is titled "Search by email address" and contains an input field labeled "Email address", a purple "Search" button, and a purple "Cancel" button below it. A green arrow points from the "Search" button to the right.

If you require assistance, the Broker Services may be reached at 1-866-714-9301 Monday-Friday 8am to 8pm Eastern or by email at brokersupport@aetna.com.

2) Alert the system if you are an Aetna employee or Front Runner:

- **Aetna employees:** add your Aetna ID number into the text box and click **Submit**
- **2022 Individual Medicare Front Runners:** add your NPN into the text box and click **Submit**
- **Access Code Users:** add your upline provided Aetna certification access code (if applicable) and click **Submit**
- **All other users:** leave the text box empty and click **Continue Producer Registration**

User ID Number

Aetna Employees: Please provide your A-Number or N-Number, then click Submit.

2022 Individual Medicare Front Runners: Please provide your NPN, then click Submit.

Access Code Users: Please provide your Aetna certification access code, then click Submit.

Employee ID

All other users, please leave the above fields empty and click "Continue Producer Registration"

Submit

Continue Producer Registration



All Other Users

3) Fill out the Confidential Information section of the registration form and click **Submit**.

The screenshot shows a form section titled "Confidential Information" with a dropdown arrow. Below the title, it says "Please fill out the following required fields:". There are three input fields, each with a red exclamation mark icon to its left. The first field is labeled "Last name" with the placeholder text "Enter last name on the account". The second field is labeled "DOB" with the placeholder text "Enter date of birth (mm/dd/yyyy)". The third field is labeled "Last 4 Digits of SSN" with the placeholder text "Enter last 4 digits of social security number". At the bottom of the section is a purple "Submit" button, which is pointed to by a green arrow.

4) Enter your first name into the indicated field and click **Find my NPN**. This will automatically populate your National Producer Number in the NPN field. Click **Submit** to proceed.

The screenshot shows "Step 2 of 3" of the registration process. It features a "Confidential Information" section with three filled-in fields: "Last name" (Smith), "DOB" (01/01/1990), and "Last 4 Digits of SSN" (9999). Below this is a "National Producer Number" section with two fields: "First name" (Lisa) and "NPN" (empty). A purple "FIND MY NPN" button is located below the "First name" field, and a "Submit" button is at the bottom of the section. A note at the bottom states "There are required fields in this form marked [red exclamation mark icon]". A "Collapse all" link is visible in the top right corner.

5) Complete the rest of the personal information fields and click **Register**

- You will create a password as part of creating your profile. **Be sure to make a note of your password for future reference.**

6) Make a note of your **Username**, which you'll use when logging into the site the next time, and then click **Continue to Home**

Step 3 of 3: Create Account

Your account has been created.

Please note your username below. You will need this information for future logins to the site.

Username:

[Continue to Home](#)



Your registration is now complete. You only have to fill out this information once.

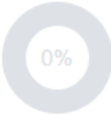
The next time you visit the site, you can use your **Username** and **password** to log on and return to your certifications.

A Note to Aetna A and N number users: If you have not certified as an Aetna employee in the past, you may need to contact Aetna Brokers Services to add your A/N Number to the site before it will be recognized. Broker Services may be reached at 1-866-714-9301 Monday-Friday 8am to 8pm Eastern or by email at brokersupport@aetna.com.

Start your certification

Your certifications can be accessed from the main page under the **My Certifications** section. You will find the **Aetna Individual Medicare Certification** and a progress wheel that will display the percentage of the training courses that have been completed.

My certifications

- 2023 Aetna Individual Medicare Certification 

AHIP Medicare Training

Please note that YOU have the option of completing EITHER AHIP Medicare Training OR the 2023 Aetna SilverScript- Only Training in order to unlock and progress to the 2023 Individual Core Medicare Requirements and all certification modules.

A

2023 Aetna SilverScript-Only Training

Please note that YOU have the option of completing EITHER AHIP Medicare Training OR the 2023 Aetna SilverScript- Only Training in order to unlock and progress to the 2023 Individual Core Medicare Requirements and all certification modules.

2023 Individual Core Medicare Requirements

Prerequisite Not available unless any of:

- You achieve a required score in AHIP Medicare Training
- The course 2023 Aetna Silver Script-Only Training is passed.

2023 Individual Core Certification - Mastery Test

Prerequisite Not available unless: The activity 2023 Individual Core Medicare Requirements is marked complete

2023 Aetna Individual Medicare Attestations

Prerequisite Not available unless: The activity 2023 Individual Core Certification - Mastery Test is complete and passed

B

2023 Aetna Individual Prescription Drug Plans (PDP)

Prerequisite Not available unless:

- The activity 2023 Aetna Individual Medicare Attestations is marked complete
- The activity 2023 Individual Core Certification - Mastery Test is complete and passed

2023 Aetna Individual MAMAPD

Prerequisite Not available unless: The activity 2023 Aetna Individual Prescription Drug Plans (PDP) is complete and passed

2023 Individual Medicare Producer Certification Survey

Prerequisite Not available unless: The activity 2023 Aetna Individual MAMAPD is complete and passed

C

- A. Aetna certification requires that you complete either AHIP Medicare training or Aetna/Silverscript-only training before taking the Aetna training. If you have already completed AHIP Medicare training as part of another certification, this will be marked as complete here as well.
- B. You'll walk through the certification process one step at a time. Once you complete a step, the next section becomes available to you.
- C. You're asked to fill out a short survey about your certification experience. The survey is locked until all sections are complete, but is **not** part of the certification requirements. You can obtain your certification without filling out the survey.

So now that you're familiar with the layout of the certification, how do you get started?

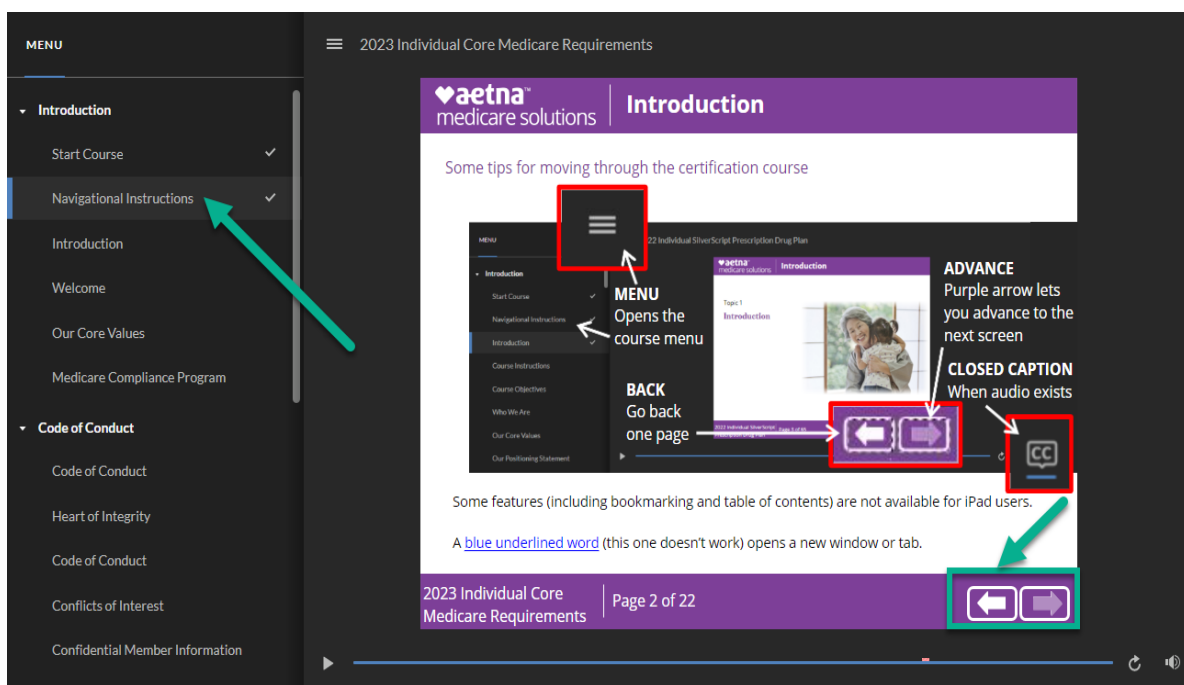
Simply click on a blue course title to access the training materials for that section. If a course is showing as restricted, it cannot be accessed until all prerequisites are complete.

Course tips

Your certification has two types of sections: training courses and mastery tests. When you click on the section title, the training course or mastery test begins. Here are some tips to help you get the most out of your training time.

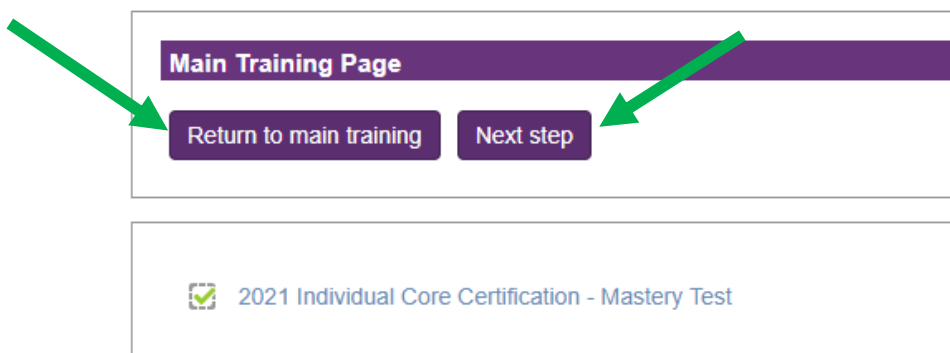
Training courses

Use the forward and back buttons to move through the training courses. You can also use the menu on the left to go back to any of the pages that you've already seen.



You will only be able to advance to the next slide once all required conditions on the current slide are met. Courses include recorded audio. Please view with sound turned on or follow along with the closed captioning.

When you get to the end of a training course, you can review the course, or you can navigate using the Return to main training button, or Next step button located above the training screen.



Mastery tests

You'll want to be sure that you understand each training course. This is done by taking the mastery test.

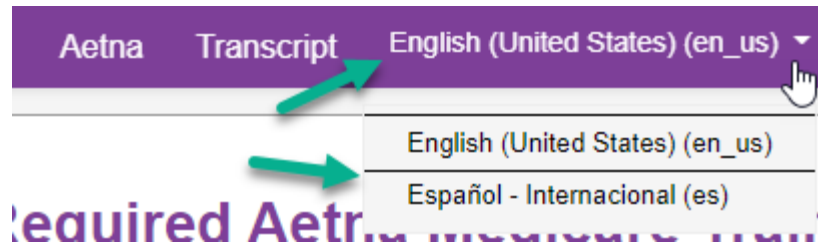
It's so important that you understand this information that you'll need to get a score of **90%** or better on the mastery test. Once you get a passing score, the test is marked complete on your certification.

You have **three** attempts to pass each mastery test.

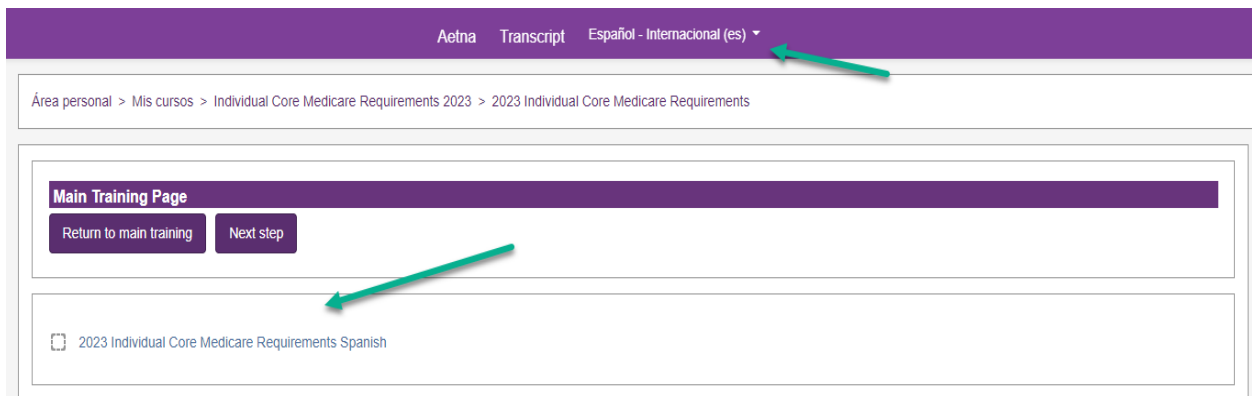
If you leave the test before you finish, your answers will not be saved and you will have to start the test over from the beginning. However, you will not be charged an attempt.

Changing your language preference

We have two language options, English (default) and Spanish- for both the 2023 Aetna/SilverScript-only training and the Aetna Individual Medicare Certification. To change your language preference click the language on the menu and select your language.



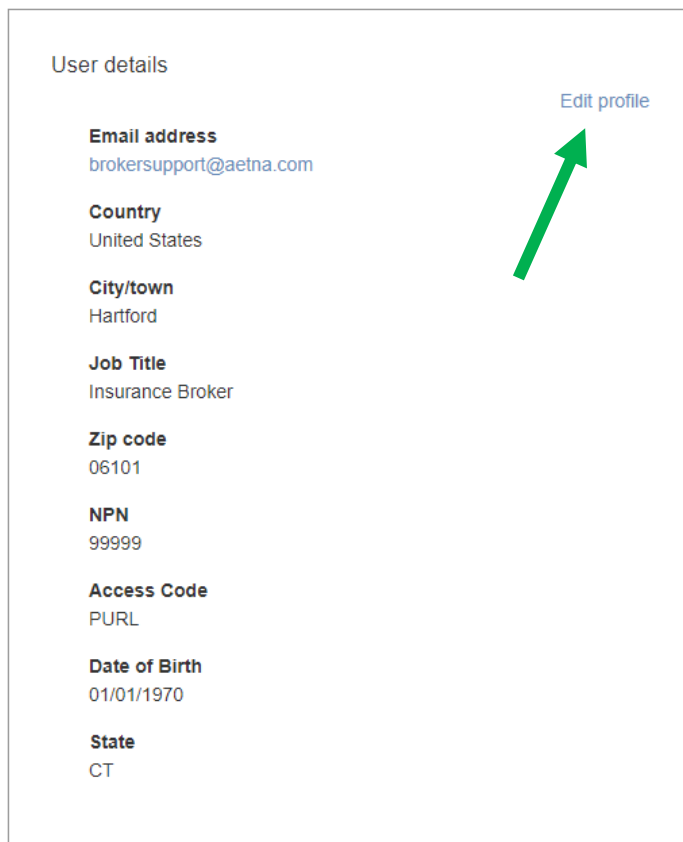
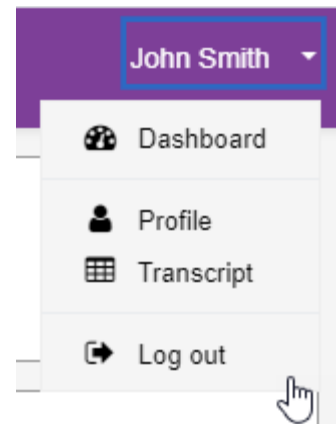
After you select the preferred language your training modules and exams will update.



Profile updates

When you register on the site, you record details about yourself and the certification you want to complete.

You can change any of those details by selecting your name in the top right corner, and then selecting **Profile** from the dropdown box.



You can look at and change your information stored on the site in your profile. This includes **changing your password**. To make any changes, you will need to select the edit profile button.

Changing your password

To change your password, simply click on your name in the top right of your screen, and selecting **Profile** from the drop down list.

- 1) On the profile page, click **Edit Profile**.
- 2) You can now type in your new password information, and then select Update profile at the bottom to confirm the changes.

[▶ Expand all](#)

▶ Confidential Information

▼ Personal Information


Name

Prefix

First name !

Middle name

Last name !

New password ? 

Suffix

Designation

Additional information

Company name

Job title

Phone number

▶ National Producer Number

▶ Access Code

▶ Email address

▶ Mailing Address

There are required fields in this form marked !.

Seeing what you've completed

You can see what you've completed by clicking on **Transcript** on the bar at the top of the screen, as well as within your profile.

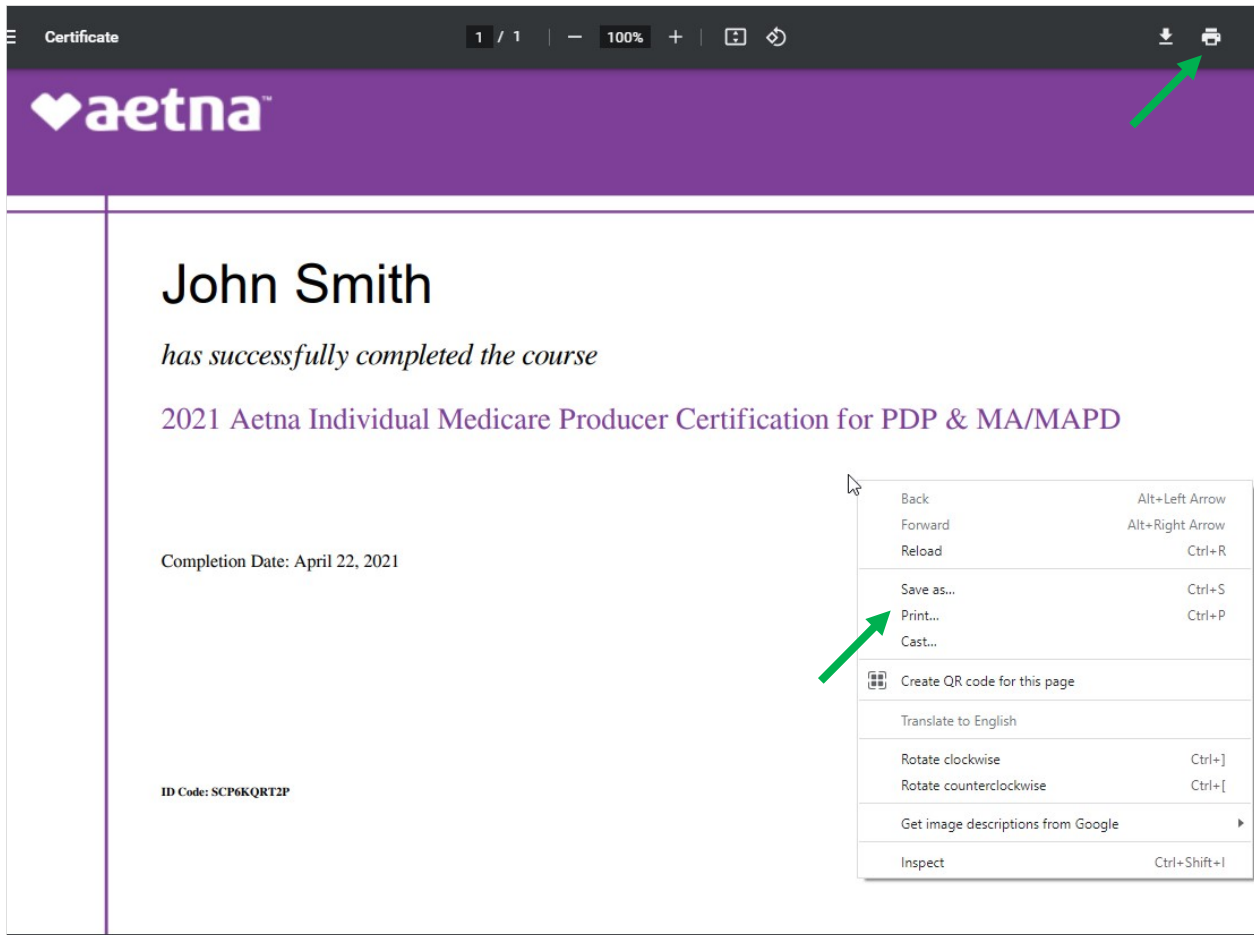
Once you have completed a certification, you can view your **certificate** from your transcript at any time.

The screenshot shows the 'Aetna Transcript' page. At the top, there is a purple navigation bar with 'Aetna' and 'Transcript' tabs. Below this is a 'Broker Support' header with a menu icon. The main content is a table with the following columns: Name, Attempt, Start, Complete, Duration, Status, Score, and Certificate. The table lists 11 records, with the first four having a certificate icon in the 'Certificate' column. A green box highlights the 'Certificate' column, and a green arrow points to the 'Transcript' tab.

Name	Attempt	Start	Complete	Duration	Status	Score	Certificate
Aetna Individual MA/MAPD	1	July 14, 2020	July 14, 2020	--	✓	95.00	
Aetna Individual Medicare Attestations	1	July 13, 2020	July 13, 2020	--	✓	100.00	
Aetna Individual Medicare Certification	1	June 25, 2020	July 14, 2020	--	✓	98.33	--
Aetna Individual Prescription Drug Plans (PDP)	1	July 14, 2020	July 14, 2020	--	✓	100.00	
AHIP Medicare Training	1	June 25, 2020	June 25, 2020	--	✓	100.00	--
Individual Core Certification - Mastery Test	1	July 13, 2020	July 13, 2020	--	✓	100.00	--
Individual Core Medicare Requirements	1	July 13, 2020	July 13, 2020	--	✓	100.00	--
Individual MA/MAPD/DSNP - Mastery Test	1	July 14, 2020	July 14, 2020	--	✓	95.00	--
Individual Medicare Producer Certification Survey	1	July 14, 2020	July 14, 2020	--	✓	100.00	--
Individual Prescription Drug Plans	1	July 14, 2020	July 14, 2020	--	✓	100.00	--
Individual Prescription Drug Plans – Mastery Test	1	July 14, 2020	July 14, 2020	--	✓	100.00	--
Total				00s			

Showing 11 of 11 total records.
Last updated Friday, June 18, 2021, 3:10 PM CDT.

To print your certificate, click on the printer icon next to the download option in the upper right corner. You can also print by right click with your mouse to see the print option.



Start your certification-Aetna/Silverscript-only

The Aetna/SilverScript Only training can be accessed from the main page under the **Aetna/Silverscript-only training** section. In this section you will click [here](#) to be enrolled in the training.

Aetna/Silverscript-only training

For brokers and agents who only wish to sell Aetna and SilverScript Individual Medicare products, we offer an alternative to AHIP Medicare training for certification.

- This course contains eight modules that cover CMS required training and may be taken as an alternative to the AHIP Medicare training.
- The Aetna/Silverscript-only training is free to all brokers and agents certifying for Aetna and Silverscript Individual Medicare.
- This course is not CE credit eligible. To earn CE credits for certification, you must complete the AHIP Medicare training.
- This course is valid for Aetna/Silverscript Individual Medicare certification only. It is not transferrable to other carriers.

Please click [here](#) to proceed to Aetna/Silverscript-only training or continue to the 2023 Aetna Individual Medicare certification below if you have already completed or wish to take AHIP Medicare training.

You are enrolled in the course. x

2023 FWA

General Compliance

Restricted Not available unless: The activity 2023 FWA is complete and passed

Section 1557 CMS

Restricted Not available unless: The activity General Compliance is complete and passed

Module 1 - Medicare Basics

Restricted Not available unless: The activity Section 1557 CMS is complete and passed

Module 2 - Medicare Health plans

Restricted Not available unless: The activity Module 1 - Medicare Basics is complete and passed

Module 3 - Medicare Part D

Restricted Not available unless: The activity Module 2 - Medicare Health plans is complete and passed

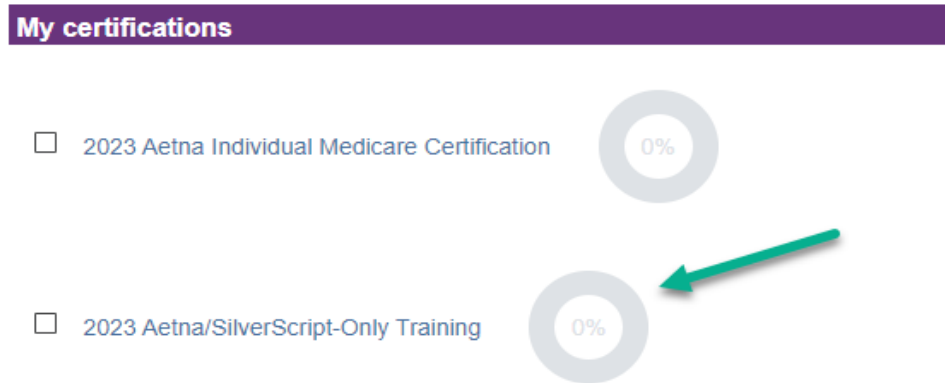
Module 4 - Communication and Marketing Requirements

Restricted Not available unless: The activity Module 3 - Medicare Part D is complete and passed

Module 5 - Enrollment Guidance

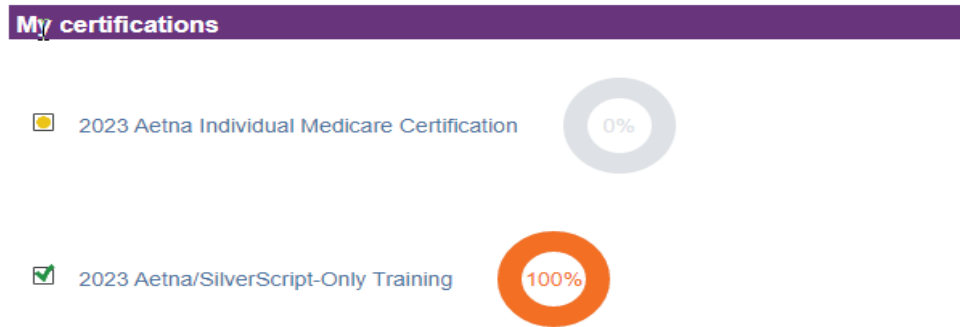
Restricted Not available unless: The activity Module 4 - Communication and Marketing Requirements is complete and passed

After enrolling you will find the 2023 Aetna/SilverScript Training and a progress wheel that will display the percentage of the training courses that have been completed under the **My Certifications** section.



- This course contains eight modules that cover CMS required training and may be taken as an alternative to the AHIP Medicare training.
- The Aetna/SilverScript-only training is free to all brokers and agents certifying for Aetna and SilverScript Individual Medicare.
- This course is not CE credit eligible. To earn CE credits for certification, you must complete the AHIP Medicare training.
- This course is valid for Aetna/SilverScript Individual Medicare certification only. It is not transferrable to other carriers.

Once you complete the Aetna/SilverScript-only training return to your dashboard. You will now see the progress wheel showing 100% completed.



Now you are ready to take the 2023 Individual Medicare Certifications. Under My Certification click on 2023 Individual Medicare Certification you will now see the 2023 Core Medicare Requirements unlocked.

The screenshot shows a list of certification activities. A green arrow points to the '2023 Individual Core Medicare Requirements' item, which is currently unchecked. Below it, several other items are listed, each with a 'Restricted' status and a condition for completion. The items are:

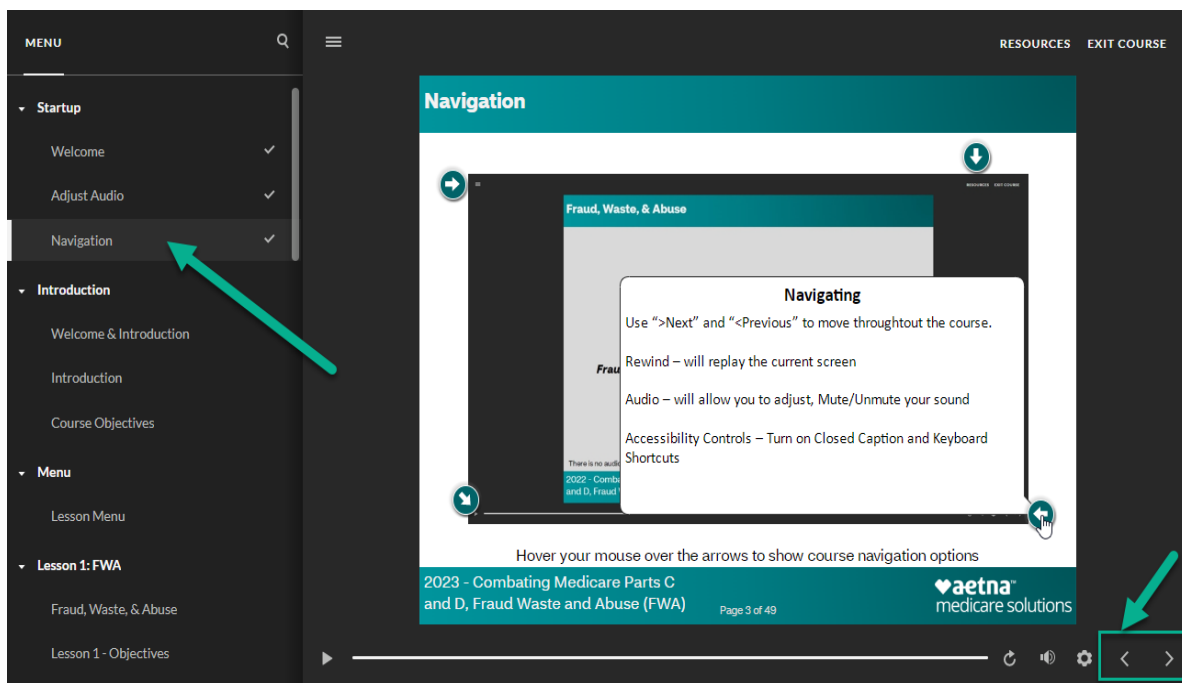
- AHIP Medicare Training
- 2023 Aetna/SilverScript-Only Training
- 2023 Individual Core Medicare Requirements
In this section we'll explore Aetna's Code of Conduct. You'll find out what compliance means to us and how to report non-compliance. You'll learn to use the Aetna Producer Guide. And, you'll see how important the guide is – it has everything you'll need to do business with us.
- 2023 Individual Core Certification - Mastery Test
Restricted Not available unless: The activity 2023 Individual Core Medicare Requirements is marked complete
- 2023 Aetna Individual Medicare Attestations
Restricted Not available unless: The activity 2023 Individual Core Certification - Mastery Test is complete and passed
- 2023 Aetna Individual Prescription Drug Plans (PDP)
Restricted Not available unless:
 - The activity 2023 Aetna Individual Medicare Attestations is marked complete
 - The activity 2023 Individual Core Certification - Mastery Test is complete and passed
- 2023 Aetna Individual MA/MAPD
Restricted Not available unless: The activity 2023 Aetna Individual Prescription Drug Plans (PDP) is complete and passed
- 2023 Individual Medicare Producer Certification Survey
Restricted Not available unless: The activity 2023 Aetna Individual MA/MAPD is complete and passed

Course tips

Your certification has two types of sections: training courses and mastery tests. When you click on the section title, the training course or mastery test begins. Here are some tips to help you get the most out of your training time.

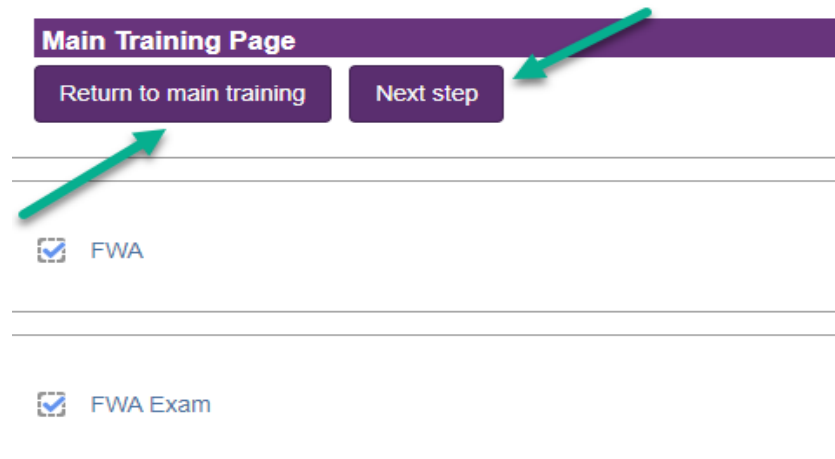
Training courses

Use the forward and back buttons to move through the training courses. You can also use the menu on the left to go back to any of the pages that you've already seen.



You will only be able to advance to the next slide once all required conditions on the current slide are met. Courses include recorded audio. Please view with sound turned on or follow along with the closed captioning.

When you get to the end of a training course, you can review the course, or you can navigate using the Return to main training button, or Next step button located above the training screen.



Mastery tests

You'll want to be sure that you understand each training course. This is done by taking the mastery test.

It's so important that you understand this information that you'll need to get a score of **90%** or better on the mastery test. Once you get a passing score, the test is marked complete on your certification.

You have **three** attempts to pass each mastery test.

If you leave the test before you finish, your answers will not be saved and you will have to start the test over from the beginning. However, you will not be charged an attempt.